

TL SERIES REVERSE OSMOSIS WATER SYSTEMS

TL2000 • TL4000 • TL6000 • TL8000

Kinetico's TL Series Reverse Osmosis Systems are ideal when high quality water is in need, space is at a premium and you need to conserve water.

How are the TL Series Reverse Osmosis Systems different?

- **Advanced Filtration.** Delivers high quality pure water to your application by removing total dissolved solids (TDS).
- **Capacity Range.** 2000 to 8000 gallons per day of high quality water.
- **Efficient Water Production.** Designed to maximize water conservation.
- **Quiet Operation.** Submersed pump reduces system size and provides quiet operation.
- **Space-Saving Design.** Requires minimal floor space.
- **Expandable System.** Add membrane modules to increase production up to 8000 gallons per day.
- **EverClean® Rinse.** Cleans the system's membrane with high quality permeate water upon shutdown to protect water quality and prolong the membrane's life.
- **Optional Accessories:**
 - **Carbon Filtration** provides chlorine removal for extended membrane life and improved product water quality.
 - **Filtration** improves feed water quality by removing excessive solids.
 - **Softening** increases reverse osmosis performance by removing hardness fouling, extending membrane life and improving water quality.
 - **Storage and Repressurization** systems provide a constant supply and pressure of high quality water.



Over 40 Years
Experience



Advanced Filtration



Capacity Range



Efficient Water
Production



Quiet Operation



Space-Saving
Design



Expandable System



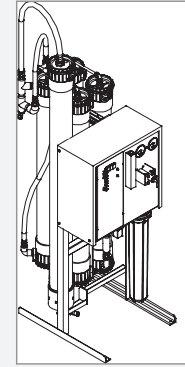
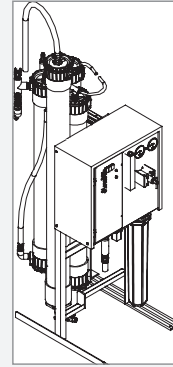
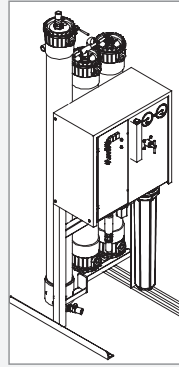
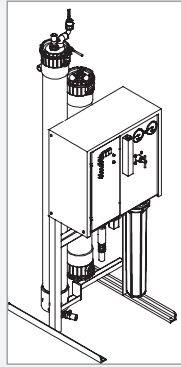
EverClean® Rinse



Optional
Accessories

TL SERIES REVERSE OSMOSIS WATER SYSTEMS

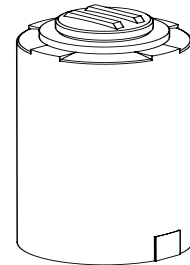
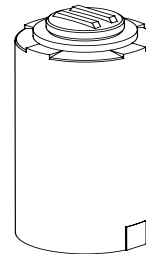
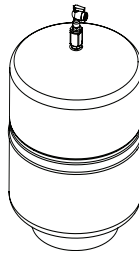
TL2000 • TL4000 • TL6000 • TL8000



Specifications	TL 2000	TL 4000	TL 6000	TL 8000
System Size (w x d x h) in	20 x 22 x 54	20 x 22 x 54	20 x 22 x 54	20 x 22 x 54
System Size (w x d x h) cm	51 x 56 x 137	51 x 56 x 137	51 x 56 x 137	51 x 56 x 137
Membrane Type	TF Low Energy	TF Low Energy	TF Low Energy	TF Low Energy
EverClean [®] Rinse	Standard	Standard	Standard	Standard
Power (voltage/hz)	230/60 - 230/50	230/60 - 230/50	230/60 - 230/50	230/60 - 230/50
Feed Pressure (psi/bar)	15 - 80 / 1 - 5.5	15 - 80 / 1 - 5.5	15 - 80 / 1 - 5.5	15 - 80 / 1 - 5.5
Operating Temperature (°F/°C)	35 - 90 / 1.6 - 32.2	35 - 90 / 1.6 - 32.2	35 - 90 / 1.6 - 32.2	35 - 90 / 1.6 - 32.2
Inlet Flow Rate (gpm/Lpm)*	2.76 / 10.4	5.5 / 20.8	8.3 / 31.2	11 / 41.6
Permeate Flow Rate (gpm/Lpm)*	1.38 / 5.2	2.75 / 10.4	4.2 / 15.6	5.5 / 20.8
Reject Flow Rate (gpm/Lpm)*	1.38 / 5.2	2.75 / 10.4	4.2 / 15.6	5.5 / 20.8
Rejection Rate - CaCO ₃ /NaCl	96% / 98%	96% / 98%	96% / 98%	96% / 98%
Daily Production (gpd/Lpd)*	2,000 / 7,572	4,000 / 15,144	6,000 / 22,717	8,000 / 30,289
TDS (Max) as NaCl mg/L	3,000	3,000	3,000	3,000

*Based on 77°F (25°C), 500 TDS feed, permeate to atmospheric tank, 50 psi (3.45 bar) inlet pressure

Brine Tank Options



Tank Description	80 gallon	300 gallon	550 gallon	1000 gallon
Tank Height	58"	80"	83"	84"
Tank Footprint	24" DIA	35" DIA	48" DIA	64" DIA
Material	Lined Steel	HDPE	HDPE	HDPE